

CONTENTS

	Page No.
Fund's information.....	1
Mission and Vision Statement.....	2
Report of the Directors of the Management Company.....	3
Report to the Trustee.....	6
Auditor Report to the Unit Holder.....	7
Condensed Interim Statement of Assets and Liabilities.....	8
Condensed Interim Income Statement.....	9
Condensed Interim Statement of Comprehensive Income.....	10
Condensed Interim Distribution Statement.....	11
Condensed Interim Statement of Movement in Unit Holders' Funds.....	12
Condensed Interim Statement of Cash Flows.....	13
Notes to the Condensed Interim Financial Statements.....	14

FUND'S INFORMATION

Management Company:	Alfalah GHP Investment Management Limited 12th Floor, Tower 'A', Saima Trade Towers I.I. Chundrigar Road, Karachi.
Board of Directors of the Management Company:	<ul style="list-style-type: none">- Ms. Maheen Rahman- Syed Ali Sultan- Mr. David Burlison- Mr. Hanspeter Beier- Mr. Amin Dawood Saleh- Mr. Muhammad Asif Saad- Mr. Abid Naqvi
CFO & Company Secretary of the Management Company:	<ul style="list-style-type: none">- Syed Muhammad Zeeshan
Audit Committee:	<ul style="list-style-type: none">- Syed Ali Sultan- Mr. Abid Naqvi- Mr. Amin Dawood Saleh
Trustee:	MCB Financial Services Limited 3rd Floor, Adamjee House, I.I. Chundrigarh Road, Karachi.
Fund Manager:	<ul style="list-style-type: none">- Mr. Saifullah Kazmi
Bankers to the Fund:	Bank Alfalah Limited
Auditors:	KPMG Taseer Hadi & Co. Chartered Accountants First Floor, Sheikh Sultan Trust Building No. 2 Beaumont Road P.O. Box 8517, Karachi.
Legal Advisor:	Bawaney & Partners Room No. 404, 4th Floor Beaumont Plaza, 6-cl-10 Beaumont Road, Civil Lines Karachi.
Registrar:	Alfalah GHP Investment Management Limited 12th Floor, Tower 'A', Saima Trade Towers I.I. Chundrigar Road, Karachi.
Distributor:	Bank Alfalah Limited
Rating:	Stability Rating AAA(f) by PACRA

MISSION STATEMENT

Alfalah GHP Cash Fund will invest its assets in a prudent mix of short-term Government securities, placements and bank deposits so as to optimize the returns for its unit holders while maintaining liquidity and capital preservation as its primary goals

VISION STATEMENT

Alfalah GHP Cash Fund aims to become a preferred investment choice for investors having requirement of regular and steady income stream with preference on capital preservation and liquidity

DIRECTORS' REPORT

For the six month period ended 31 December, 2013

To our valued Unit Holders,

On behalf of the Board of Directors, I am pleased to present the Financial Statements of Alfalah GHP Cash Fund (AGCF for the six months ended 31 December, 2013. The Financial Statements of the Schemes prepared by the Management Company present true and fair view of the state of affairs of the Schemes and results of their operations, cash flows and movement in unit holders' funds.

Economic Review

The economy has shown strong growth in 1QFY14 GDP growth clocking in at 5%, with Large Scale Manufacturing up by 6.8% in 1HFY14. The energy sector circular debt issue has been significantly reduced to a large extent.

While 2QFY14 inflation was higher than the preceding quarter, average CPI remained comfortably below the discount rate of 10% for the 1HFY14.

Six month current account deficit numbers stood at USD1,589mn as opposed to USD83mn witnessed in 1HFY13. Lower amount received on account of the Coalition Support Fund (CSF) reimbursements during the period accounted for the bulk of the increased deficit. Some respite has come for the balance of payment position due to improvement witnessed in financial account which stands at negative USD16mn versus a negative USD562mn in the same period last year, due to higher bilateral financing. The IMF remains satisfied with Pakistan's progress on the reform agenda which has paved the way for reviving assistance from multilateral agencies. Project based lending from World Bank and ADB is expected to be ramped up from CY14 onwards.

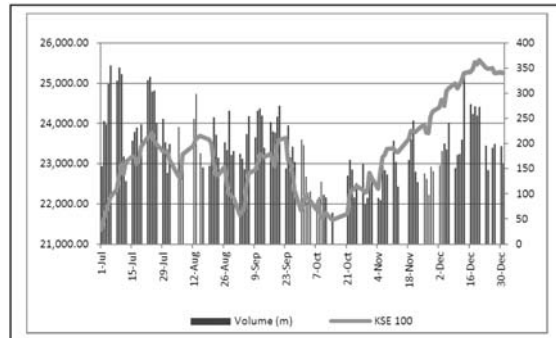
Provisional results compiled by the FBR showed a rise of 16% in revenue collection to reach PKR1,031bn during 1HFY14 as against a collection of PKR889bn during the same period last year. SBP reserves touched a multi-year low in December 2013 to reach USD3.1bn, which is less than one month of import cover. Consequently, the rupee devalued by 6% in the 1HFY14. The PKR's sudden devaluation appears to be more speculation driven as exports have increased along with remittance flows over the first six months of the fiscal year.

Capital Markets Review

EQUITIES REVIEW

The KSE-100 gave another strong performance in 2QFY14 with a 15.7% return for the period, a sharp increase over the 1QFY14 return of 3.9%, taking the cumulative return for 1HFY14 to 20.3%.

The market rally was quite broad based during the period with some illiquid scrips showing the greatest price appreciation. Food Producers, Personal Goods / Textiles, Cements, Oil & Gas, and Commercial Banks were the leading performers.

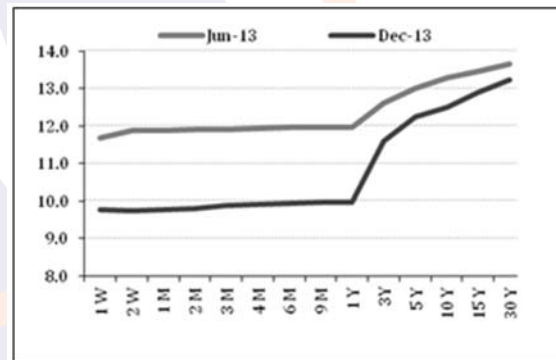


Going forward, the KSE-100 Index will respond to developments on the macro front as well as the upcoming Federal Budget due to be announced in May 2014.

MONEY MARKET REVIEW

After witnessing monetary easing of 5% (14% to 9%) over the last three years, SBP commenced monetary tightening in FY14 due to inflationary pressures and external side issues. The discount rate was increased by 50bps to 9.5% in September and again by another 50bps in the November monetary policy review.

Thereafter, lower than expected inflation numbers, check on the exchange rate, and a generally improving macro-economic picture have led to a revised outlook on interest rates for the remaining part of the current fiscal year, with expectations of rates staying stable at current levels.




Fund Operations and Performance

Alfalah GHP Cash Fund

During 1HFY14, Alfalah GHP Cash Fund (AGCF) generated a return of 7.46% while the benchmark of the fund returned 6.73% during the same period.

With a rising interest rate outlook for most part of the period, and with attractive rates available for placements with financial institutions due to December closing period, the fund reduced its duration to 16.8 days as at December end. This benefitted the fund both in terms of better rates on TDRs, as well as reduced volatility on mark to market revaluations.



The Pakistan Credit Rating Agency (PACRA) has upgraded the Fund's stability rating to 'AAA (f)' (Triple A - fund rating).

Key Financial Data

Description	Rs. In million	
	Six month period ended 31 December 2013	Six month period ended 31 December 2012
Net Assets at end of the period	2,413.59	2,727.25
Gross income earned	136.75	177.34
Net comprehensive income	110.84	148.62
Net Assets Value per Unit (Rs.)	500.52	500.69
Issuance of units during the period	1,250.62	502.19
Redemption of units during the period	1,778.62	1,363.02

Future Outlook

Macro indicators rest comfortably at this point with flat/declining oil price forecasted in the medium term, current account deficit set to remain at a nominal 1.5% of GDP, and inflation/interest rates expected to stabilize from 2HCY14 onwards. Pakistan's economy appears set for a fragile turnaround if the full execution of its reform agenda is witnessed.

Acknowledgement

The Directors express their gratitude to the Securities and Exchange Commission of Pakistan for its valuable support, assistance, and guidance. The Board also thanks the employees of the Management Company and the Trustee for their dedication and hard work and the unit holders for their confidence in the Management.

For and on behalf of the Board of Directors

Chief Executive Officer
Date February 27, 2014



REPORT OF THE TRUSTEE TO THE UNIT HOLDERS

ALFALAH GHP CASH FUND

Report of the Trustee Pursuant to Regulation 41(h) of the Non-Banking Finance Companies and Notified Entities Regulations, 2008

Alfalah GHP Cash Fund, an open-end Scheme established under a Trust Deed dated October 23, 2009 executed between Alfalah GHP Investment Management Limited, as the Management Company and Central Depository Company of Pakistan Limited (CDC), as the Trustee. The Scheme was authorized by Securities and Exchange Commission of Pakistan (Commission) on October 07, 2009.

CDC retired as the Trustee of the Fund and MCB Financial Services Limited (MCBFSL) was appointed as the new trustee on 21 June 2012.

1. Alfalah GHP Investment Management Limited, the Management Company of Alfalah GHP Cash Fund has in all material respects managed Alfalah GHP Cash Fund during the six months period ended 31st December 2013 in accordance with the provisions of the following:
 - (i) Investment limitations imposed on the Asset Management Company and the Trustee under the trust deed and other applicable laws;
 - (ii) the valuation or pricing is carried out in accordance with the deed and any regulatory requirement;
 - (iii) the creation and cancellation of units are carried out in accordance with the deed;
 - (iv) and any regulatory requirement



Khawaja Anwar Hussain
Chief Executive Officer
MCB Financial Services Limited

Karachi: February 19, 2014

3rd Floor, Adamjee House, I. I. Chundrigar Road, Karachi - 74000
Direct Nos. 021-32430485, 32415454, 32415204, 32428731 PABX No. 021-32419770, Fax No. 021-32416371
Website: <http://www.mcbfsl.com.pk>

Report on review of Condensed Interim Financial Information to the Unit holders

Introduction

We have reviewed the accompanying condensed interim statement of assets and liabilities of **Alfalalah GHP Cash Fund** ("the Fund") as at 31 December 2013 and the related condensed interim income statement, condensed interim statement of comprehensive income, condensed interim distribution statement, condensed interim statement of movement in unit holders' funds, condensed interim cash flow statement and notes thereto for the six months period then ended (here-in-after referred to as the "interim financial information"). Management Company is responsible for the preparation and presentation of this interim financial information in accordance with approved accounting standards as applicable in Pakistan for interim financial reporting. Our responsibility is to express a conclusion on this interim financial information based on our review.

Scope of Review

We conducted our review in accordance with International Standard on Review Engagements 2410, "Review of Interim Financial Information Performed by the Independent Auditor of the Entity." A review of condensed interim financial information consists of making inquiries, primarily of persons responsible for financial and accounting matters, and applying analytical and other review procedures. A review is substantially less in scope than an audit conducted in accordance with International Standards on Auditing and consequently does not enable us to obtain assurance that we would become aware of all significant matters that might be identified in an audit. Accordingly, we do not express an audit opinion.

Conclusion

Based on our review, nothing has come to our attention that causes us to believe that the accompanying condensed interim financial information is not prepared, in all material respects, in accordance with approved accounting standards as applicable in Pakistan for interim financial reporting.

Other Matters

The figures for the quarter ended 31 December 2013 and 2012 in this condensed interim financial information have not been reviewed and no conclusions have been expressed thereon.

Date:

Karachi

KPMG Taseer Hadi & Co.
Chartered Accountants
Muhammad Taufiq

**CONDENSED INTERIM STATEMENT OF ASSETS AND LIABILITIES
AS AT 31 DECEMBER 2013**

	31 December 2013 (Unaudited)	30 June 2013 (Audited)
<i>Note</i>	----- (Rupees) -----	
Assets		
Bank balances	5 1,173,517,420	931,051,181
Investments	6 1,249,790,932	1,980,514,224
Profit receivable	11,179,700	6,687,406
Prepayments	14,886	121,000
Preliminary expenses and floatation costs	758,970	1,080,020
Total assets	<u>2,435,261,908</u>	<u>2,919,453,831</u>
Liabilities		
Payable to Alfalah GHP Investment Management Limited - Management Company	7 5,952,656	2,950,470
Payable to MCB Financial Services Limited - Trustee	8 200,167	188,506
Payable to Securities and Exchange Commission of Pakistan - annual fee	1,134,775	2,215,062
Accrued expenses and other liabilities	9 14,376,246	26,158,033
Total liabilities	21,663,844	31,512,071
Contingencies and commitments	<i>10</i>	
Net assets	<u>2,413,598,064</u>	<u>2,887,941,760</u>
Unit holders' funds (as per statement attached)	<u>2,413,598,064</u>	<u>2,887,941,760</u>
	(Number of Units)	
Number of units in issue	<u>4,822,169</u>	<u>5,772,161</u>
	(Rupees)	
Net asset value per unit	<u>500.52</u>	<u>500.32</u>

The annexed notes 1 to 17 form an integral part of these condensed interim financial information.

**For Alfalah GHP Investment Management Limited
(Management Company)**

Chief Executive

Director

**CONDENSED INTERIM INCOME STATEMENT (UN-AUDITED)
FOR THE SIX MONTHS PERIOD ENDED 31 DECEMBER 2013**

	Six months period ended		Quarter ended	
	31 December		31 December	
	2013	2012	2013	2012
	----- (Rupees) -----		----- (Rupees) -----	
Income				
Capital (loss) / gain on sale of investments	(31,492)	2,857,336	(104,025)	1,986,410
Profit from term deposit receipts	17,347,255	8,980,548	12,431,077	6,429,452
Income from placements	5,838,695	218,584	3,696,517	66,644
Profit on deposit accounts with banks	6,130,343	4,458,082	1,193,529	2,363,606
Unrealised (diminution) / appreciation in the value of investments - 'at fair value through profit or loss'	6.2 (441,853)	2,776,281	714,457	(2,961,611)
Income from government securities	107,912,470	158,053,955	53,022,179	65,957,177
Total income	136,755,418	177,344,786	70,953,734	73,841,678
Expenses				
Remuneration of Alfalah GHP Investment Management Limited - Management Company	15,130,361	15,783,659	7,618,315	7,309,145
Sindh sales tax on management fee	2,808,199	2,525,386	1,413,963	1,169,464
Federal Excise Duty on management fee	2,420,857	-	1,218,930	-
Remuneration of Central Depository Company of Pakistan Limited - Outgoing Trustee	-	313,910	-	-
Remuneration of MCB Financial Services Limited - Trustee	1,210,288	1,027,997	608,332	589,782
Annual fee - Securities and Exchange Commission of Pakistan	1,134,776	1,183,774	571,373	548,186
Amortisation of preliminary expenses and floatation costs	321,050	321,040	160,530	160,520
Bank and settlement charges	34,433	27,270	19,700	12,912
Auditors' remuneration	216,763	222,832	108,380	113,144
Legal and professional charges	-	45,370	-	22,686
Brokerage	133,416	105,605	69,687	76,719
Provision for workers' welfare fund	2,262,163	3,033,072	1,171,449	1,248,889
Fees and subscriptions	138,143	135,669	69,079	68,171
Printing and publication charges	100,822	100,823	50,411	50,411
Total expenses	25,911,271	24,826,407	13,080,149	11,370,029
Net income from operating activities	110,844,147	152,518,379	57,873,585	62,471,649
Element of income / (loss) and capital (losses) / gains included in prices of units issued less those in units redeemed - net	1,853	(3,897,810)	(472,542)	(1,276,038)
Net income for the period before taxation	110,846,000	148,620,569	57,401,043	61,195,611
Taxation	12 -	-	-	-
Net income for the period after taxation	110,846,000	148,620,569	57,401,043	61,195,611

The annexed notes 1 to 17 form an integral part of these condensed interim financial information.

**For Alfalah GHP Investment Management Limited
(Management Company)**

Chief Executive

Director

**CONDENSED INTERIM STATEMENT OF COMPREHENSIVE INCOME (UN-AUDITED)
FOR THE SIX MONTHS PERIOD ENDED 31 DECEMBER 2013**

	Six months period ended		Quarter ended	
	31 December		31 December	
	2013	2012	2013	2012
	------(Rupees)-----		------(Rupees)-----	
Net income for the period before taxation	110,846,000	148,620,569	57,401,043	61,195,611
Other comprehensive income for the period	-	-	-	-
Total comprehensive income for the period	<u>110,846,000</u>	<u>148,620,569</u>	<u>57,401,043</u>	<u>61,195,611</u>

The annexed notes 1 to 17 form an integral part of these condensed interim financial information.

**For Alfalah GHP Investment Management Limited
(Management Company)**

Chief Executive

Director

**CONDENSED INTERIM DISTRIBUTION STATEMENT (UN-AUDITED)
FOR THE SIX MONTHS PERIOD ENDED 31 DECEMBER 2013**

	Note	Six months period ended		Quarter ended	
		31 December		31 December	
		2013	2012	2013	2012
		----- (Rupees) -----		----- (Rupees) -----	
Undistributed income brought forward:					
- Realized		447,050	5,834,709	1,271,507	(2,428,446)
- Unrealized		1,413,896	(784,709)	714,457	5,739,054
		<u>1,860,946</u>	<u>5,050,000</u>	<u>1,985,964</u>	<u>3,310,608</u>
Net income for the period		110,846,000	148,620,569	57,401,043	61,195,611
Interim distribution during the period:					
- Cash dividend of Rs. 18.32 per unit (2012:Rs. 24.25 per unit)	13	(57,195,184)	(78,258,142)	(29,409,630)	(34,455,143)
- Issue of 105,994 bonus units (2012: 143,324 units)	13	(52,998,065)	(71,663,471)	(27,463,680)	(26,302,120)
		652,751	(1,301,044)	527,733	438,348
Undistributed income carried forward:		<u>2,513,697</u>	<u>3,748,956</u>	<u>2,513,697</u>	<u>3,748,956</u>
Undistributed income carried forward:					
- Realized		2,955,550	972,675	1,799,240	6,710,567
- Unrealized		(441,853)	2,776,281	714,457	(2,961,611)
		<u>2,513,697</u>	<u>3,748,956</u>	<u>2,513,697</u>	<u>3,748,956</u>

The annexed notes 1 to 17 form an integral part of these condensed interim financial information.

**For Alfalah GHP Investment Management Limited
(Management Company)**

Chief Executive

Director

**CONDENSED INTERIM STATEMENT OF MOVEMENT IN UNIT HOLDERS' FUND (UNAUDITED)
FOR THE SIX MONTHS PERIOD ENDED 31 DECEMBER 2013**

	Six months period ended		Quarter ended	
	31 December		31 December	
	2013	2012	2013	2012
	------(Rupees)-----		------(Rupees)-----	
Net assets at the beginning of the period	2,887,941,760	3,513,821,962	2,969,400,887	2,978,352,128
Issue of 2,491,422 units (2012: 998,677 units) and 1,617,336 units (2012: 343,121 units) for the six months and quarter respectively	1,250,629,291	502,197,360	811,792,070	172,140,255
Redemption of 3,547,408 units (2012: 2,712,539 units) and 2,784,919 units (2012: 898,801 units) for the six months and quarter respectively	(1,778,621,950)	(1,363,027,106)	(1,396,058,848)	(451,256,436)
Element of income / (loss) and capital gains / (losses) included in prices of units issued less those in units redeemed:	(527,992,659)	(860,829,746)	(584,266,778)	(279,116,181)
- Amount representing accrued loss / (income) and realised capital losses / (gains) - transferred to the Income Statement	(1,853)	3,897,810	472,542	1,276,038
Interim bonus distribution of 105,994 units for the period (2012: 143,324 units)	52,998,065	71,663,471	27,463,680	26,302,120
Capital (loss) / gain on sale of investments	(31,492)	2,857,336	(104,025)	1,986,410
Unrealised appreciation / (diminution) in the value of investments - 'at fair value through profit or loss'	(441,853)	2,776,281	714,457	(2,961,611)
Other net income for the period	111,319,345	142,986,952	56,790,611	62,170,812
	110,846,000	148,620,569	57,401,043	61,195,611
Interim distribution for the period:				
- Cash dividend of Rs. 18.32 per unit (2012: Rs. 24.25 per unit)	(57,195,184)	(78,258,142)	(29,409,630)	(34,455,143)
- Issue of 105,994 bonus units (2012: 143,324 units)	(52,998,065)	(71,663,471)	(27,463,680)	(26,302,120)
	(110,193,249)	(149,921,613)	(56,873,310)	(60,757,263)
Net income / (loss) for the period less distribution	652,751	(1,301,044)	527,733	438,348
Net assets at the end of the period	2,413,598,064	2,727,252,453	2,413,598,064	2,727,252,453
	------(Rupees)-----			
Net asset value per unit at the beginning of the period	500.32	500.72	500.33	500.56
Net asset value per unit at the end of the period	500.52	500.69	500.52	500.69

The annexed notes 1 to 17 form an integral part of these condensed interim financial information.

**For Alfalah GHP Investment Management Limited
(Management Company)**

Chief Executive

Director

**CONDENSED INTERIM STATEMENT OF CASH FLOWS (UNAUDITED)
FOR THE SIX MONTHS PERIOD ENDED 31 DECEMBER 2013**

	Six months period ended		Quarter ended	
	31 December		31 December	
	2013	2012	2013	2012
	------(Rupees)-----		------(Rupees)-----	
CASH FLOWS FROM OPERATING ACTIVITIES	<i>Note</i>			
Net income for the period	110,846,000	148,620,569	57,401,043	61,195,611
Adjustments for:				
Unrealised diminution / (appreciation) in the value of investments - 'at fair value through profit or loss'	441,853	(2,776,281)	(714,457)	2,961,611
Profit on deposit accounts with banks	(6,130,343)	(4,458,082)	(1,193,529)	(2,363,606)
Amortisation of preliminary expenses and floatation costs	321,050	321,040	160,530	160,520
Profit from term deposit receipts	(17,347,255)	(8,980,548)	(12,431,077)	(6,429,452)
Income from placements	(5,838,695)	(218,584)	(3,696,517)	(66,644)
Provision for worker welfare fund	2,262,163	3,033,072	1,171,449	1,248,889
Net element of (income) / loss and (capital gains) / losses included in prices of units issued less those in units redeemed	(1,853)	3,897,810	472,542	1,276,038
	84,552,920	139,438,996	41,169,984	57,982,967
Decrease in assets				
Investments	1,277,534,489	1,327,491,135	1,691,690,781	1,041,082,332
Prepayments	106,114	14,886	67,050	68,162
	1,277,640,603	1,327,506,021	1,691,757,831	1,041,150,494
(Decrease) / increase in liabilities				
Payable to Alfalah GHP Investment Management Limited - Management Company	3,002,186	(129,491)	1,443,101	(296,108)
Payable to Central Depository Company of Pakistan Limited - Outgoing Trustee	-	(282,484)	-	-
Payable to MCB Financial Services Limited-Trustee	11,661	194,483	3,135	(13,671)
Payable to Securities and Exchange Commission of Pakistan - annual fee	(1,080,287)	(6,755)	571,372	548,186
Accrued expenses and other liabilities	(14,043,950)	(157,120)	(319,261)	(36,984)
	(12,110,390)	(381,367)	1,698,347	201,423
Profit received on Bank deposits	24,823,999	10,031,706	10,542,141	5,586,344
Net cash from operating activities	1,374,907,132	1,476,595,356	1,745,168,303	1,104,921,228
CASH FLOWS FROM FINANCING ACTIVITIES				
Amount received on issue of units	1,250,629,291	502,197,360	811,792,070	172,140,255
Payment against redemption of units	(1,778,621,950)	(1,363,027,106)	(1,396,058,848)	(451,256,436)
Cash dividend paid	(57,195,184)	(78,258,142)	(29,409,630)	(34,455,143)
Net cash used in financing activities	(585,187,843)	(939,087,888)	(613,676,408)	(313,571,324)
Net increase in cash and cash equivalents during the period	789,719,289	537,507,468	1,131,491,895	791,349,904
Cash and cash equivalents at beginning of the period	931,051,181	568,139,139	589,278,575	314,296,703
Cash and cash equivalents at end of the period	14 1,720,770,470	1,105,646,607	1,720,770,470	1,105,646,607

The annexed notes from 1 to 17 form an integral part of these condensed interim financial statements.

**For Alfalah GHP Investment Management Limited
(Management Company)**

Chief Executive

Director

NOTES TO THE CONDENSED INTERIM FINANCIAL STATEMENTS FOR THE SIX MONTHS PERIOD ENDED 31 DECEMBER 2013

1. LEGAL STATUS AND NATURE OF BUSINESS

Alfalalah GHP Cash Fund is an open-end collective investment scheme ("the Fund") established through a Trust Deed under the Trust Act, 1882, executed between Alfalah GHP Investment Management Limited, ("the Management Company") and Central Depository Company of Pakistan Limited as the Trustee. The Trust Deed was executed on 23 October 2009 and was approved by the Securities and Exchange Commission of Pakistan (SECP) in accordance with the Non-banking Finance Companies (Establishment and Regulation) Rules, 2003 (NBFC Rules) on 07 October 2009.

In 2012, the first supplemental trust deed for change of trustee and amendment of trust deed of the fund was executed between the MCB Financial Services Limited as the new Trustee. The Securities and Exchange Commission of Pakistan authorised the constitution of the Trust Deed on 13 June 2012 and it was executed on 21 June 2012 in accordance with the Non-Banking Finance Companies and Notified Entities Regulations, 2008 (NBFC Regulations).

The Management Company of the Fund has been licensed by SECP to act as an Asset Management Company under NBFC Rules. The registered office of the Management Company is situated at 12th Floor, Tower A, Saima Trade Tower, I.I Chundrigar Road Karachi.

Alfalalah GHP Cash Fund is listed on the Karachi Stock Exchange. The Units of the Fund are offered to public on a continuous basis. The units are transferable and can be redeemed by surrendering them to the Fund. The Fund offers two types of Units; Growth and Income. Growth Unit Holders are entitled to bonus units and Income Unit Holders are entitled to cash dividend at the time of distribution by Fund.

The Fund is categorized as a 'money market scheme' and can invest in money market securities and placements as authorized in Fund Offering Documents.

The Pakistan Credit Rating Agency Limited (PACRA) has assigned asset management rating of AM3' to the Management Company in its rating report dated 02 December 2013 and AA(f) to the Fund in its credit rating report dated 9 January 2013.

The 'Title' to the assets of the Fund are held in the name of MCB Financial Services Limited as the Trustee of the Fund.

2. BASIS OF PRESENTATION

2.1 Statement of compliance

This condensed interim financial information of the Fund for the six months period ended has been prepared in accordance with the requirements of the International Accounting Standard 34 - Interim Financial Reporting and provisions of and directives issued under the Companies Ordinance, 1984, the Trust Deed, the NBFC Rules and the NBFC Regulations. In case where requirements differ, the provisions of or directives issued under the Companies Ordinance, 1984, the NBFC Rules and the NBFC Regulations have been followed.

The condensed interim financial information does not include all the information and disclosures required in the annual financial statements and should therefore be read in conjunction with the financial statements of the Fund as at and for the year ended 30 June 2013.

2.2 Basis of measurement

These condensed interim financial information have been prepared under the historical cost convention, except that investments held at 'fair value through profit or loss' category are measured at fair value.

2.3 Functional and presentation currency

These condensed interim financial information are presented in Pak Rupees which is the functional and presentation currency of the Fund.

2.4 Use of estimates and judgments

The preparation of condensed interim financial information requires the Management Company to make judgments, estimates and assumptions that affect the application of accounting policies and the reported amounts of assets and liabilities, income and expense. Actual results may differ from these estimates. The significant judgments made by the management in applying accounting policies and the key sources of estimating uncertainty are the same as those that are applied to financial statements as at and for the year ended 30 June 2013.

3. SIGNIFICANT ACCOUNTING POLICIES

The accounting policies and the methods of computation adopted in the preparation of this condensed interim financial information are same as those applied in the preparation of the financial statements of the Fund for the year ended 30 June 2013.

4. FINANCIAL RISK MANAGEMENT

The Fund's financial risk management objectives and policies are consistent with those disclosed in the financial statements for the year ended 30 June 2013.

		31 December 2013 (Unaudited)	30 June 2013 (Audited)
	<i>Note</i>	----- (Rupees) -----	
5. BANK BALANCES			
In deposit accounts	5.1	73,517,420	81,051,181
In term deposit receipts	5.2	1,100,000,000	850,000,000
		<u>1,173,517,420</u>	<u>931,051,181</u>

5.1 This represents balances in saving deposit accounts maintained with various banks carrying mark-up rates of 6.00% to 8.75% (30 June 2013: 6.00% to 11.00%) per annum.

This includes Rs. 73.517 million (30 June 2013: Rs. 81.050 million) with a related party that carry mark-up ranging from 6.00% to 8.75% (30 June 2013: 8.00% to 9.00%) per annum.

5.2 This represents term deposit receipts maintained with various financial institutions and carry profit rate ranging from 9.50% to 9.85% (30 June 2013: 9.75% to 9.90%) per annum and having maturity dates upto 28 January 2014 (30 June 2013: upto 08 July 2013).

This includes Rs. 400 million (30 June 2013: Rs. 600 million) with a related party that carry mark-up of 9.70% (30 June 2013: 9.9%) per annum and having maturity date of 28 January 2014 (30 June 2013: 08 July 2013).

6. INVESTMENTS

	31 December 2013 (Unaudited)	30 June 2013 (Audited)
Note	----- (Rupees) -----	
At fair value through profit or loss - held for trading		
Market treasury bills	6.1 1,098,558,060	1,980,514,224
Held to Maturity		
Letter of placement	6.3 <u>151,232,872</u>	-
	<u>1,249,790,932</u>	<u>1,980,514,224</u>

6.1 Market Treasury Bills

Issue Date	Note	As at July 01, 2013	Purchased during the period	Sold / matured during the period	As at December 31, 2013	Carrying amount as at December 31, 2013	Market value as at December 31, 2013	Unrealised (loss) on revaluation	Fair value as a percentage of net assets	Fair value as a percentage of total investments
		----- (Numer of certificates) -----				----- (Rupees in '000) -----			----- % -----	
Treasury bills - having face value of Rs.100 each										
Maturity upto 3 months	6.1.1	15,200,000	42,710,000	52,410,000	5,500,000	547,585,602	547,253,050	(332,552)	0.23	0.44
Maturity upto 6 months	6.1.2	4,930,000	16,240,000	15,630,000	5,540,000	551,608,379	551,305,010	(303,369)	0.23	0.44
Maturity upto 12 months		-	11,740,000	11,740,000	-	-	-	-		
		<u>20,130,000</u>	<u>70,690,000</u>	<u>79,780,000</u>	<u>11,040,000</u>	<u>1,099,193,981</u>	<u>1,098,558,060</u>	<u>(635,921)</u>		

6.1.1 These represents Market Treasury Bills having face value of Rs. 550 million (30 June 2013: Rs. 1,520 million) and carrying purchase yield ranging between 9.32% to 9.45% (30 June 2013: 8.91% to 9.46%) per annum. These Treasury Bills have maturity upto 23 January 2014 (30 June 2013: 19 September 2013).

6.1.2 These represents Market Treasury Bills having face value of Rs. 554 million (30 June 2013: Rs. 4,930 million) and carrying purchase yield ranging between 8.95% to 9.75% (30 June 2013: 8.92% to 9.45%) per annum. These Treasury Bills have maturity upto 23 January 2014 (30 June 2013: 26 December 2013).

6.2 Net unrealized (diminution) / appreciation in the value of investments classified as 'at fair value through profit or loss'

	31 December 2013 (Unaudited)	30 June 2013 (Audited)
	----- (Rupees) -----	
Fair value of investments classified as 'at fair value through profit or loss'	1,098,558,060	1,980,514,224
Cost of investments classified as 'at fair value through profit or loss'	<u>(1,099,193,981)</u>	<u>(1,980,708,292)</u>
Net unrealised diminution in the value of investments 'at fair value through profit or loss'	<u>(635,921)</u>	<u>(194,068)</u>
Net unrealised appreciation in the value of investments at the beginning of the period / year	194,068	1,607,964
Net unrealised (diminution) / appreciation in the value of investments at the end of the period / year	<u>(441,853)</u>	<u>1,413,896</u>

6.3 This letter of placement with Pak Brunei Investment Company carries mark-up rate of 10.00% per annum and will mature on 16 January 2014 and has a credit rating of AA+. Investment in letter of placement represent 12.01% of total investments on the basis of face value and 6.21% of net assets on the basis of face value.

7 PAYABLE TO ALFALAH GHP INVESTMENT MANAGEMENT LIMITED - MANAGEMENT COMPANY

The Management Company is entitled to remuneration for services rendered to the Fund under the provisions of the Non-Banking Finance Companies and Notified Entities Regulations, 2008, of an amount not exceeding 3% per annum of the average daily net assets of the Fund during first five years of the Fund's existence and thereafter an amount equal to 2% per annum of such assets of the Fund. Currently, the Management Fee is charged at the rate 1.00% of the average daily net assets of the Fund.

	<i>Note</i>	31 December 2013	30 June 2013
		----- (Rupees) -----	
Management fee		2,487,122	2,319,893
Sindh Sales Tax Payable on remuneration of Management Company	7.1	785,276	371,176
FED payable on remuneration of Management Company	7.2	<u>2,680,258</u>	<u>259,401</u>
		<u>5,952,656</u>	<u>2,950,470</u>

7.1 Effective from 1 July 2011, through The Sindh Sales Tax on Services Act, 2011, sales tax at the rate 16% is imposed on the fund management services. Remuneration to the management company charged to the Fund during the period includes the imposed tax.

7.2 As per the requirements of the Finance Act 2013, Federal Excise Duty (FED) at the rate of 16% on the services of the Management Company has been applied effective June 13, 2013. The Management Company is of the view that since the remuneration is already subject to provincial sales tax, further levy of FED results in double taxation, which does not appear to be the spirit of the law. The matter has been collectively taken up by the Management Company jointly with other Asset Management Companies and Central Depository Company of Pakistan Limited on behalf of schemes through a Constitutional Petition filed in the Honourable Sindh High Court (SHC) during September 2013 which is pending adjudication. However, the SHC has issued a stay order against the recovery of FED. In view of the pending decision, as a matter of abundant caution, the remuneration of the Management Company charged to the Fund during the period includes the imposed FED effective from June 13, 2013.

8. REMUNERATION TO THE TRUSTEE

The trustee is entitled to a monthly remuneration for services rendered to the Fund under the provisions of the Trust Deed as per the tariff specified therein, based on the daily net asset value of the Fund. Based on the Trust Deed and Offering Document, the tariff structure applicable to the fund in respect of the trustee was being Rs. 1.7 million plus 0.085% per annum on the daily average net assets value of the Fund till the month of 31 July 2012. With effect from 1 August 2012, due to reason mentioned in note 1 to the condensed interim financial information, the trustee fee is being calculated as follows:

NET ASSETS	TARIFF FEE
On net Assets upto Rs.1,000 million	Rs. 0.5 million or 0.12% per annum of the Net Assets, which ever is higher.
On Net Assets exceeding Rs.1,000 million	Rs.1.2 million plus 0.060% per annum of NAV exceeding Rs. 1,000 million.

9. ACCRUED EXPENSES AND OTHER LIABILITIES		31 December 2013 (Unaudited) -----(Rupees in '000)----	30 June 2013 (Audited)
	<i>Note</i>		
Auditors' remuneration		257,113	310,000
Distribution payable		-	12,144,519
Provision for Workers' Welfare Fund	11	14,032,859	11,770,696
Redemption Payable		-	1,753,189
Brokerage payable		9,161	9,554
Other payables		77,113	170,075
		<u>14,376,246</u>	<u>26,158,033</u>

10. CONTINGENCIES AND COMMITMENTS

There are no contingencies and commitments as at 31 December 2013.

11. PROVISION OF WORKERS' WELFARE FUND

The Finance Act 2008 introduced an amendment to the Workers' Welfare Fund Ordinance, 1971 (WWF Ordinance). As a result of this amendment it may be construed that all Collective Investment Schemes / mutual funds (CISs) whose income exceeds Rs. 0.5 million in a tax year, have been brought within the scope of WWF Ordinance, thus rendering them liable to pay contribution to WWF at the rate of 2% of their accounting or taxable income, whichever is higher. In this regard, a constitutional petition has been filed by certain CISs through their Trustees in the Honourable High Court of Sindh (SHC), challenging the applicability of WWF to CISs, which is pending adjudication.

Prior to 2011, a clarification was issued by the Ministry of Labour and Manpower (the Ministry) which stated that mutual funds are not liable to contribute to WWF. This clarification was forwarded by the Federal Board of Revenue (FBR) (being the collecting agency of WWF on behalf of the Ministry) to its collectorates for necessary action. Based on this clarification, FBR also withdrew notice of demand which it had earlier issued to one of the funds managed by Al Meezan Investment Management Limited for collection of WWF.

In 2012, the Honourable Lahore High Court (LHC) in a Constitutional Petition relating to the amendments brought in the WWF Ordinance, 1971 through the Finance Act, 2006 and the Finance Act, 2008 declared the said amendments as unlawful and unconstitutional. In March 2013, a large bench of Sindh High Court (SHC) in various Constitutional Petitions declared that amendments brought in the WWF Ordinance, 1971 through the Finance Act, 2006 and the Finance Act, 2008 do not suffer from any constitutional or legal infirmity. However, the Honourable High Court of Sindh has not addressed the other amendments made in WWF Ordinance 1971 about applicability of WWF to the CISs which is still pending before the court.

The Management Company believes that the aforementioned constitutional petition pending in SHC has strong grounds for decision in favour of the mutual funds. However, the management as a matter of abundant caution, has decided to continue to maintain the provision for WWF amounting to Rs. 14.033 million (including Rs. 2.262 million for the current period) upto 31 December 2013. Had the WWF not been provided, the NAV per unit of the Fund would have been higher by Rs. 2.91 per unit.

12. TAXATION

The Fund's income is exempt from Income Tax as per clause (99) of part I of the Second Schedule of the Income Tax Ordinance, 2001 subject to the condition that not less than 90% of the accounting income for the year as reduced by capital gains whether realised or unrealised is distributed amongst the unit holders. Furthermore, as per regulation 63 of the Non-Banking Finance Companies and Notified Entities Regulations, 2008, the Fund is required to distribute 90% of the net accounting income other than unrealized capital gains / loss to the unit holders. The Management Company intends to distribute sufficient accounting income of the Fund for the year ending 30 June 2014 in order to comply with the above stated clause to enjoy the tax exemption. Accordingly, no tax provision has been made in these condensed interim financial information for the six months period ended 31 December 2013.

13 DISTRIBUTIONS

The Fund makes regular distribution on a monthly basis and has made following distributions during the period:

Date	Rate / unit (Rupees)	Bonus*		Cash** Distribution ----- Rupees -----	Total
		Units	Amount		
30 June 2013	2.96	17,342	8,671,132	9,241,007	17,912,139
28 August 2013	2.85	16,434	8,217,404	8,897,621	17,115,025
28 September 2013	3.09	17,292	8,645,848	9,646,926	18,292,774
31 October 2013	2.99	19,417	9,708,695	9,334,665	19,043,360
28 November 2013	3.19	18,442	9,221,356	9,959,411	19,180,767
28 December 2013	3.24	17,067	8,533,630	10,115,554	18,649,184
	18.32	105,994	52,998,065	57,195,184	110,193,249

* Bonus units have been distributed to growth unit holders.

** Cash dividend has been distributed to income unit holders.

As per clause 5.1 of the offering document and clause 12.1 of the trust deed, the management company on behalf of the Fund on monthly basis (except for the last month of the financial year) shall distribute as cash dividend or bonus units or in any other form acceptable to the Commission that may qualify under the tax laws. Further, as per clause 5.2.6. of the offering document the interim distribution will be done

automatically each month, hence there will not be any public announcement of book closure for the same, no announcement of monthly distribution to the concerned regulatory authorities and no need for any board approval for such regular monthly interim distributions. The SECP has approved the offering document of the Fund vide its letter no. NBFC/MF/DD-ZRK/AGCF/170/201 dated 23 February 2010.

The Board of Directors, in pursuance of circular number 59 dated 26 March 2010, have passed a resolution providing standing authorization to the Chief Executive Officer to approve and declare interim dividends out of the profits earned by the Fund upto the 26th of each month.

	Six months period ended		Quarter ended	
	December 31, 2013	December 31, 2012	December 31, 2013	December 31, 2012
	----- Rupees -----			
14. CASH AND CASH EQUIVALENTS				
Bank balances	73,517,420	55,646,607	73,517,420	55,646,607
Treasury bills with maturity within 3 months	547,253,050	-	547,253,050	-
Term deposit receipts with maturity within 3 months	1,100,000,000	1,050,000,000	1,100,000,000	1,050,000,000
	<u>1,720,770,470</u>	<u>1,105,646,607</u>	<u>1,720,770,470</u>	<u>1,105,646,607</u>

15. TRANSACTIONS WITH CONNECTED PERSONS / RELATED PARTIES

Connected persons / related parties include Alfalah GHP Investment Management Limited being the Management Company, Funds managed by the Management Company, GHP Arbitrium AG, Bank Alfalah Limited and MAB Investment Incorporated being associated companies, Bank Alfalah Limited - Employees' Provident Fund, Bank Alfalah Limited - Employees' Gratuity Fund, Alfalah GHP Investment Management Limited - Staff Provident Fund and directors and key management personnel and Officers of Alfalah GHP Investment Management Limited, Alfalah Securities (Private) Limited and Alfalah Insurance Company Limited being subsidiary of Bank Alfalah Limited and Central Depository Company of Pakistan Limited (CDC) being the retiring trustee and MCB Financial Services Limited being the trustee of the Fund. The transactions with connected persons are in the normal course of business, at contractual rates and terms determined in accordance with market rates.

Remuneration payable to the Management Company and the Trustee is determined in accordance with the provisions of NBFC Rules 2003, NBFC Regulations 2008 and the Trust Deed respectively.

15.1 Details of transactions and balances for the period ended 31 December 2013 with related parties / connected persons, other than those which have been disclosed elsewhere in these financial statements, are as follows:

Balance as at period / year end:
**Alfalalah GHP Investment Management Limited
- Management Company**

	31 December 2013 (Unaudited)	30 June 2013 (Audited)
----- (Rupees in) -----		
Balance at beginning of the period / year	2,950,470	2,904,246
Remuneration for the period / year	15,130,361	29,534,158
Sales tax payable	2,808,199	4,760,465
FED payable	2,420,857	224,401
	<u>20,359,417</u>	<u>34,519,024</u>
Amount paid during the period / year	(17,357,231)	(34,472,800)
Balance at the end of the period / year	<u>5,952,656</u>	<u>2,950,470</u>

MCB Financial Services Limited - Trustee

Balance at beginning of the period / year	188,506	-
Remuneration for the period / year	1,210,288	2,150,238
	<u>1,398,794</u>	<u>2,150,238</u>
Amount paid during the period / year	(1,198,627)	(1,961,732)
Balance at the end of the period / year	<u>200,167</u>	<u>188,506</u>

Bank Alfalah Limited

Deposits at the end of the period / year	73,516,388	81,050,149
Term deposits receipts at the end of the period / year	400,000,000	600,000,000
Profit receivable on term deposits receipts at the end of the period / year	3,614,247	2,889,863
Profit receivable on deposit accounts at the end of the period / year	342,416	-
Market treasury bills	-	1,980,514,224

----- (Units) -----

Units held by:

- Bank Alfalah Limited	2,000,739	2,999,940
- Bank Alfalah Limited - Employees' Gratuity Fund	100,000	100,000
- Alfalah Insurance Company Limited	149,350	187,090
- Alfalah GHP Investment Management Limited Management Company	110,077	653,823
- Chief Executive	-	89
- Other Executives	-	4,694

----- (Rupees) -----

Cash dividend paid to:

- Bank Alfalah Limited	54,958,901	131,727,120
- Bank Alfalah Limited - Employees' Gratuity Fund	1,832,000	4,391,320

	December 31, 2013 (Unaudited)		December 31, 2012 (Unaudited)	
	Units	Amount	Units	Amount
Transactions during the period:				
Units sold to:				
- Alfalah Insurance Company Limited	-	-	89	44,489
- Other Executives	-	-	6,910	3,476,492
Units redeemed by:				
- Alfalah GHP Investment Management Limited Management Company	557,854	280,000,000	17,906	9,000,000
- Chief Executive	90	44,963.00	-	-
- Other Executives	4,694	2,721,424	4,960	2,483,325
- Alfalah Insurance Company Limited	43,840	22,000,000	307,495	155,000,000
- Bank Alfalah Limited	999,201	500,000,000	-	-
Bonus units distributed				
- Alfalah Insurance Company Limited	6,100	3,050,043	13,358	6,679,075
- Alfalah GHP Investment Management Limited Management Company	14,108	7,054,370	30,668	15,334,464
- Chief Executive	1	516	-	-
- Other Executives	-	-	380	189,248
31 December 2013 (Unaudited)				
31 December 2012 (Unaudited)				
----- (Rupees) -----				
Bank Alfalah Limited			6,123,354	2,123,456
Profit on deposit accounts			10,014,795	7,590,998
Profit on term deposit receipts			34,433	25,000
Bank charges for the period / year				

16. GENERAL

These condensed interim financial information are unaudited and have been reviewed by the auditors. Furthermore, the figures for the quarter ended 31 December 2013 and 31 December 2012, in these condensed interim financial information have not been reviewed by the auditors.

17. DATE OF AUTHORIZATION FOR ISSUE

These condensed interim financial information were authorized for issue on 27 February 2014 by the Board of Directors of the Management Company.

**For Alfalah GHP Investment Management Limited
(Management Company)**

Chief Executive

Director